

KOREAN WAR MEMORIAL


Approach image 1




KOREAN WAR MEMORIAL

Approach image 2

City facing wall is lower than the back wall.
Highest point of the front wall is 1600mm compared to
the highest point of the back wall being 2000mm.



KOREAN WAR MEMORIAL **View from above**



Transition of Melbourne blue stone paving, into donated Kapyong stone paving has been used to symbolise the two nations, Australia and South Korean, coming together.

KOREAN WAR MEMORIAL


Site position



KOREAN WAR MEMORIAL


Approach image 3

Hibiscus and wattle imagery will flow along the outside walls of the memorial. Imagery will be achieved using perforation. 17,164 holes will be used to represent those who served in the Korean War.



KOREAN WAR MEMORIAL

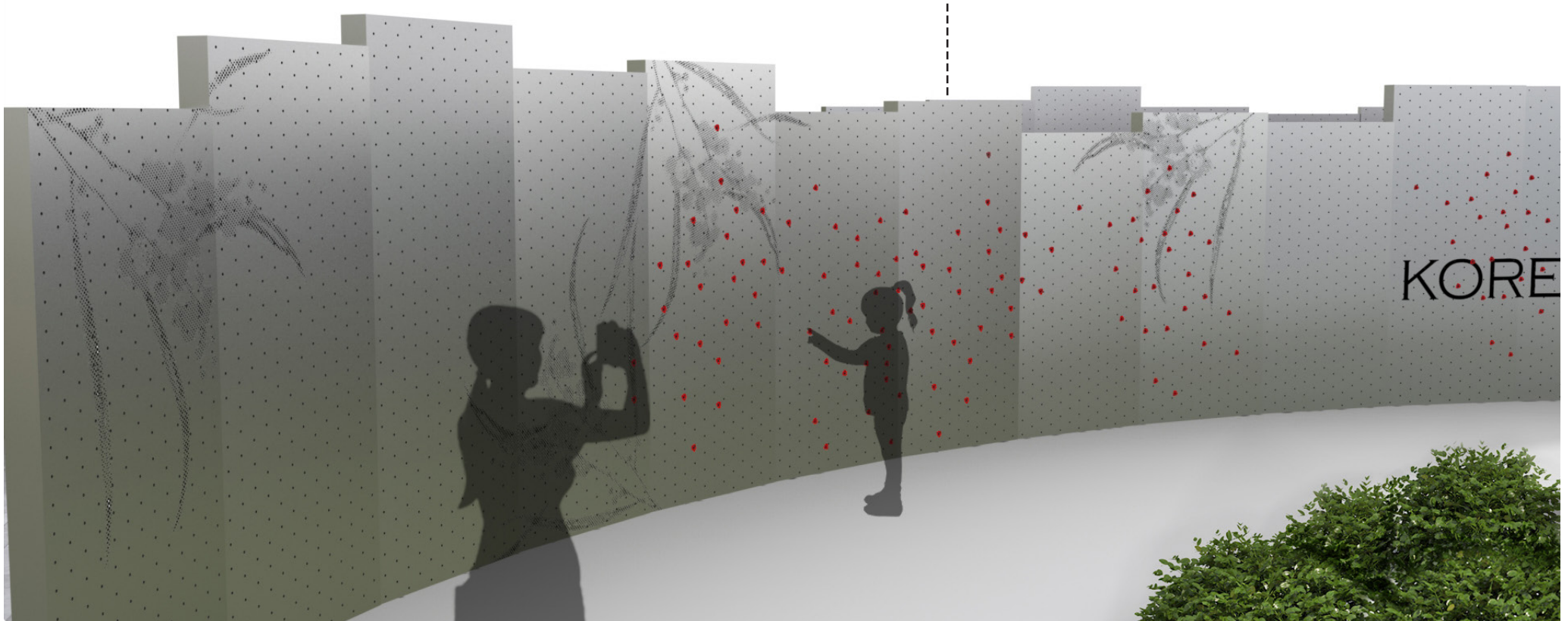
Perforation examples



KOREAN WAR MEMORIAL

Remembrance image 1


Perforations will enable people to place remembrance poppies on the wall. A paved area between the memorial wall and the garden bed will provide stable ground for safe access to the wall.



KOREAN WAR MEMORIAL


Remembrance image 2

Significant details of the Korean War, including imagery, stories and names will line the internal walls of the memorial. These details are still to be confirmed.



KOREAN WAR MEMORIAL

Elevation - Dimensions



KOREAN WAR MEMORIAL

Elevation - Dimensions

